

Marchio / Brand ZUCCHETTI

Classe / Class DOCCE

JINGLE

Z92899










Soffioncino laterale a getto fisso. / Lateral shower head, simple jet.



Soffioncino laterale a getto fisso con sistema anticalcare.

Lateral shower head, simple jet, for shower box, with anti-limescale system.

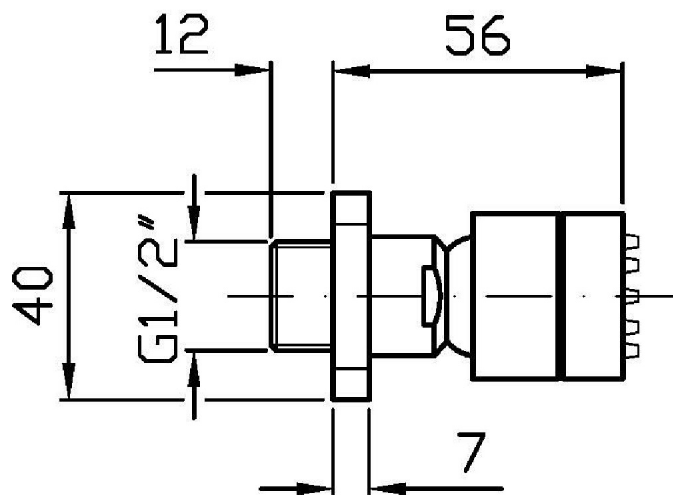
Finiture / Finishes

						
Cromo / Chrome	Nickel Spazzolato / Brushed Nickel	Nickel Lucido / Polished Nickel	Oro / Gold	Oro spazzolato / Brushed Gold	Metal Black / Metal Black	Metal Black spazzolato / Brushed Metal Black
						
Bianco Opaco Goffrato / Embossed Matt White	Nero Opaco Goffrato / Embossed Matt Black					

JINGLE

Z92899

Disegno Complessivo / Overall Drawing



JINGLE

Z92899

Certificazioni / Certifications

AUSTRALIA

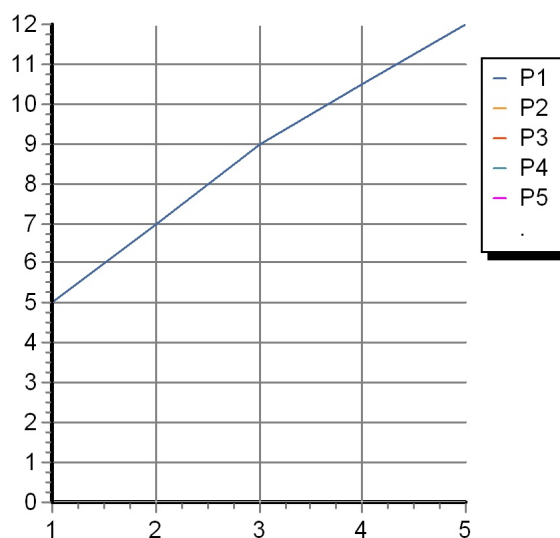
IAPMO OCEANA

JINGLE

Z92899

Portate / Flowrates (lt/min)

PRESSIONE PRESSURE	1 BAR	2 BAR	3 BAR	4 BAR	5 BAR
SOFFIONE SHOWER HEAD <i>P1</i>	5	7	9	10,5	12
<i>P2</i>					
<i>P3</i>					
<i>P4</i>					
<i>P5</i>					



JINGLE

Z92899

Pesi e Misure / Weights and Sizes

Peso (Kg) Weight (lb)	0,31 (Kg)	0,68 (lb)
Volume test (dc3) - (in3)	0,55 (dc3)	33,56 (in3)
h (mm) - (in)	70,00 (mm)	2,76 (in)
L1 (mm) - (in)	80,00 (mm)	3,15 (in)
L2 (mm) - (in)	98,00 (mm)	3,86 (in)

